



U.S. Capital Advisors®

USCA Research Universe Rating and Price Target History

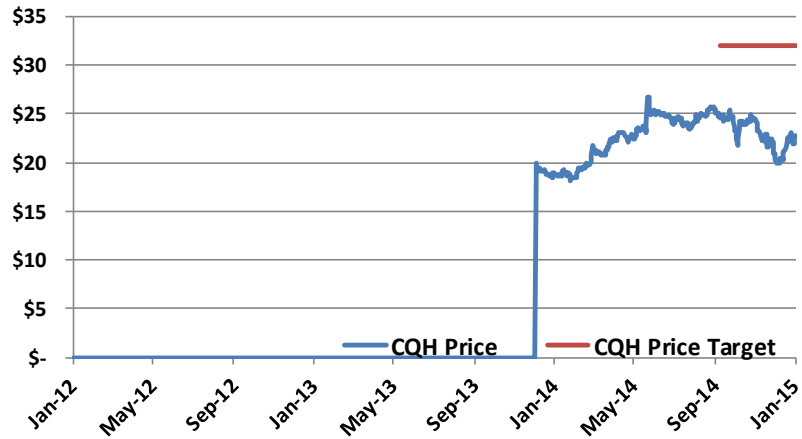
As of 1/10/15



U.S. Capital Advisors®

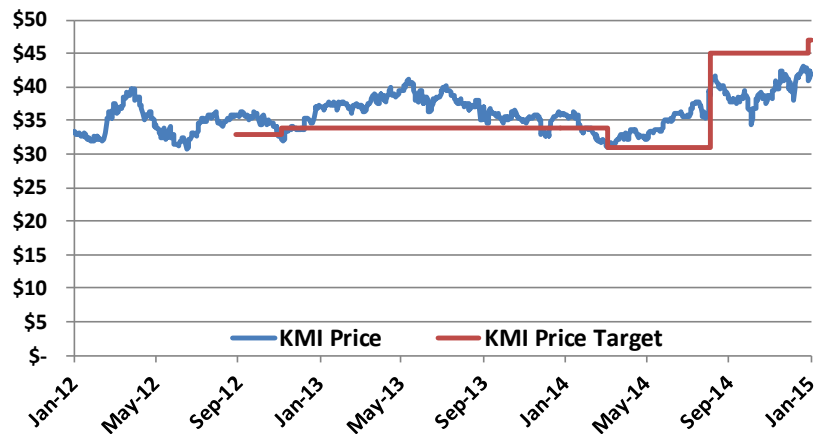
Midstream C-Corps

CQH Price Target and Rating History



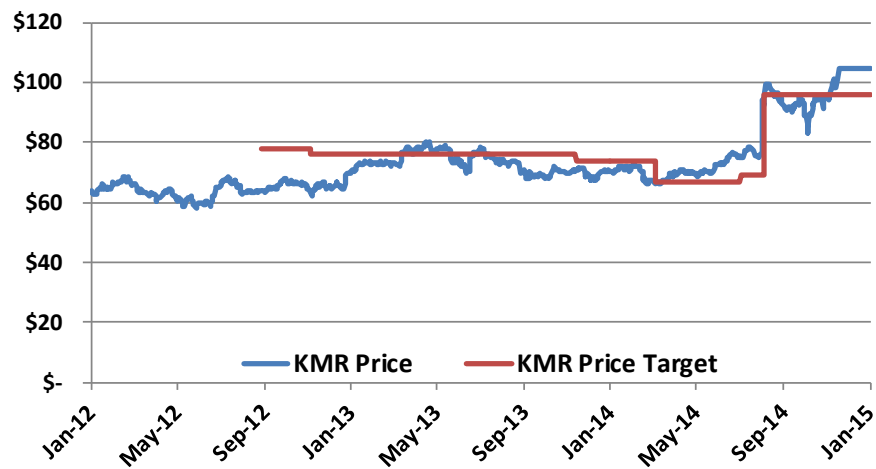
Date	Rating	Rating Change	Price Target
9/17/2014	Buy	Initiation	32

KMI Price Target and Rating History



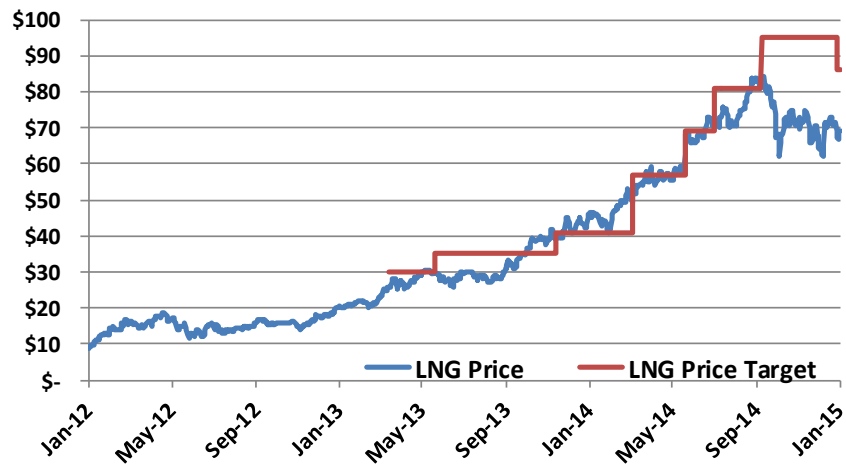
Date	Rating	Rating Change	Price Target
9/7/2012	Hold	Initiation	33
11/13/2012	Hold	Maintain	34
3/14/2014	Hold	Maintain	31
8/13/2014	Buy	Upgrade	45
1/6/2015	Overweight	Downgrade	47

KMR Price Target and Rating History



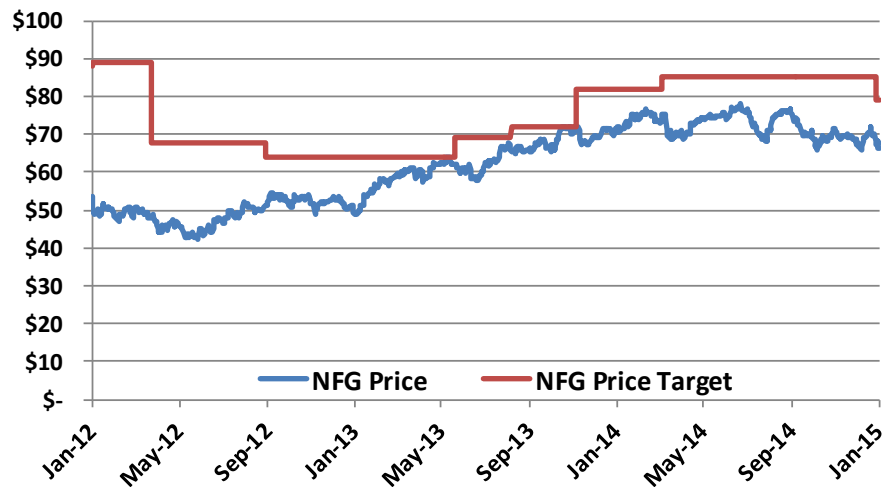
Date	Rating	Rating Change	Price Target
9/6/2012	Hold	Initiation	78
11/13/2012	Hold	Maintain	76
11/22/2013	Hold	Maintain	74
3/14/2014	Hold	Maintain	67
7/11/2014	Hold	Maintain	69
8/13/2014	Hold	Maintain	96

LNG Price Target and Rating History



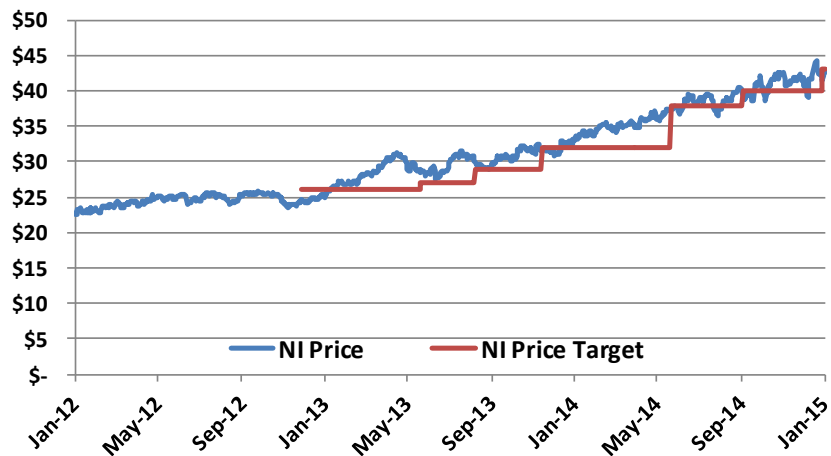
Date	Rating	Rating Change	Price Target
3/22/2013	Overweight	Initiation	30
5/29/2013	Overweight	Maintain	35
11/22/2013	Overweight	Maintain	41
3/14/2014	Overweight	Maintain	57
5/30/2014	Overweight	Maintain	69
7/11/2014	Overweight	Maintain	81
9/17/2014	Overweight	Maintain	95
1/6/2015	Overweight	Maintain	86

NFG Price Target and Rating History



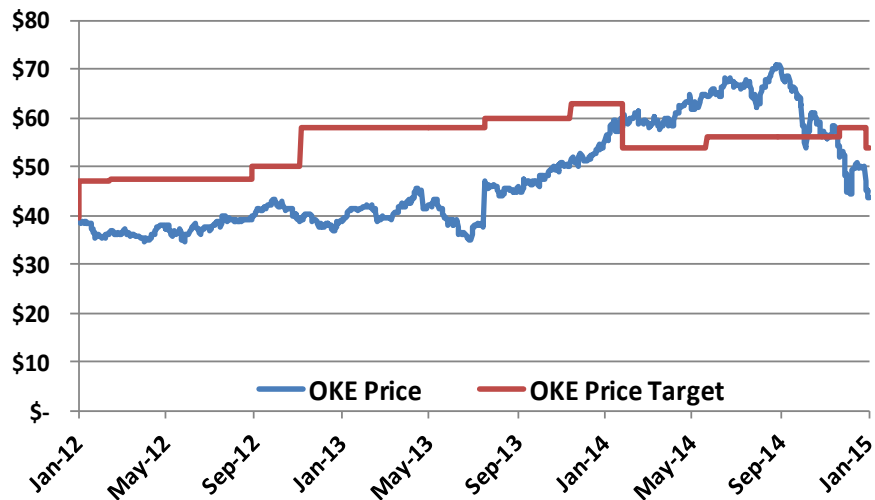
Date	Rating	Rating Change	Price Target
7/11/2011	Buy	Initiation	88
1/11/2012	Buy	Maintain	89
4/2/2012	Buy	Maintain	68
9/7/2012	Buy	Maintain	64
3/8/2013	Overweight	Downgrade	64
5/29/2013	Overweight	Maintain	69
8/16/2013	Overweight	Maintain	72
11/15/2013	Overweight	Maintain	82
3/14/2014	Overweight	Maintain	85
1/6/2015	Overweight	Maintain	79

NI Price Target and Rating History



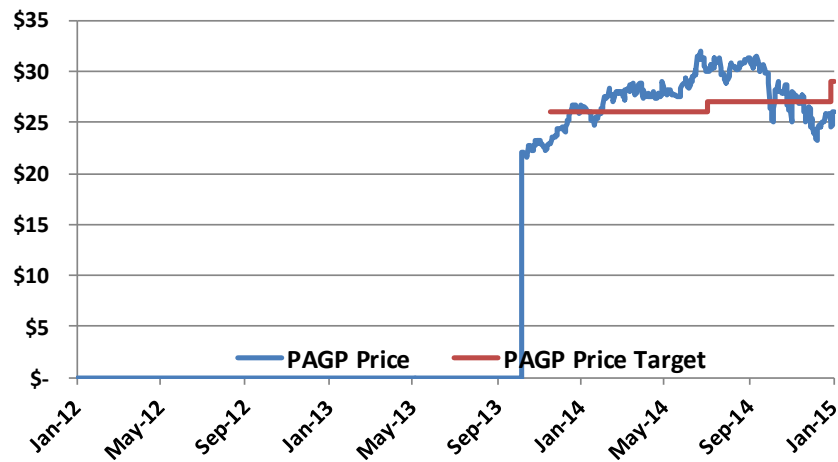
Date	Rating	Rating Change	Price Target
12/5/2012	Hold	Initiation	26
5/29/2013	Hold	Maintain	27
8/16/2013	Hold	Maintain	29
11/22/2013	Hold	Maintain	32
5/30/2014	Hold	Maintain	38
9/12/2014	Hold	Maintain	40
1/6/2015	Hold	Maintain	43

OKE Price Target and Rating History



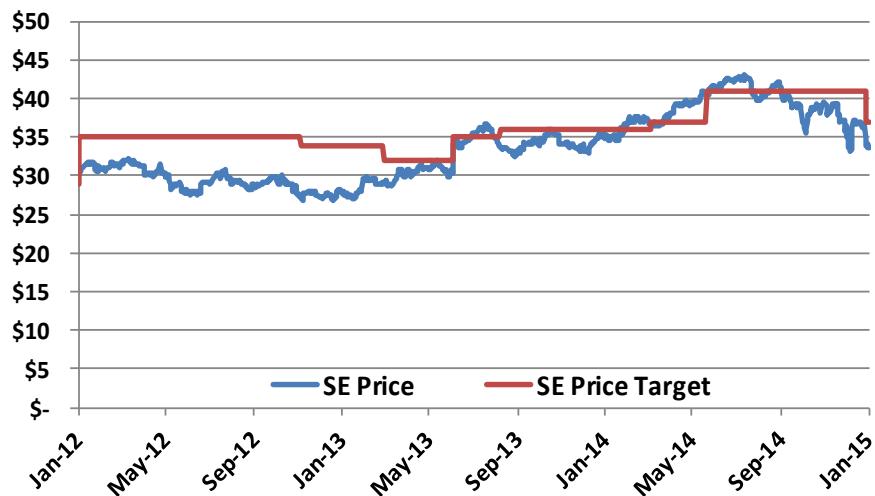
Date	Rating	Rating Change	Price Target
7/11/2011	Hold	Initiation	36.5
9/30/2011	Hold	Maintain	37.5
11/2/2011	Hold	Maintain	39.5
1/11/2012	Hold	Maintain	47
2/22/2012	Overweight	Upgrade	47.5
9/7/2012	Overweight	Maintain	50
11/13/2012	Buy	Upgrade	58
7/26/2013	Buy	Maintain	60
11/22/2013	Buy	Maintain	63
1/23/2014	Hold	Downgrade	63
2/3/2014	Hold	Maintain	54
5/30/2014	Hold	Maintain	56
12/1/2014	Hold	Maintain	58
1/6/2015	Hold	Maintain	54

PAGP Price Target and Rating History



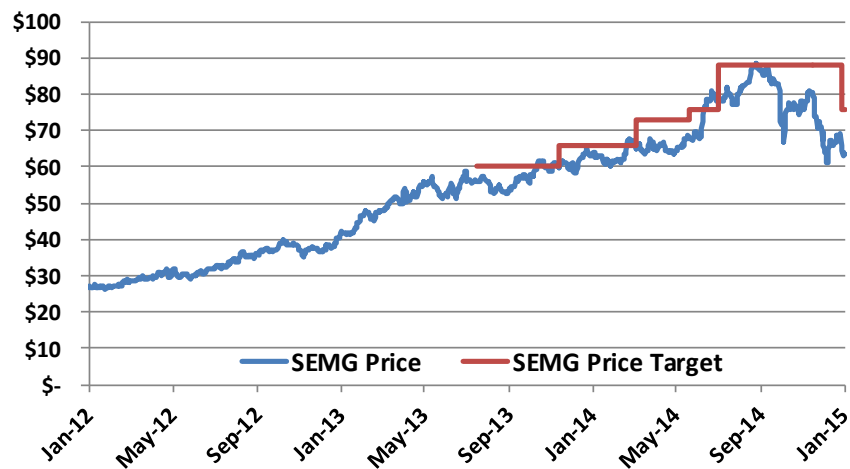
Date	Rating	Rating Change	Price Target
11/25/2013	Overweight	Initiation	26
3/14/2014	Hold	Downgrade	26
7/11/2014	Hold	Maintain	27
1/6/2015	Overweight	Upgrade	29

SE Price Target and Rating History



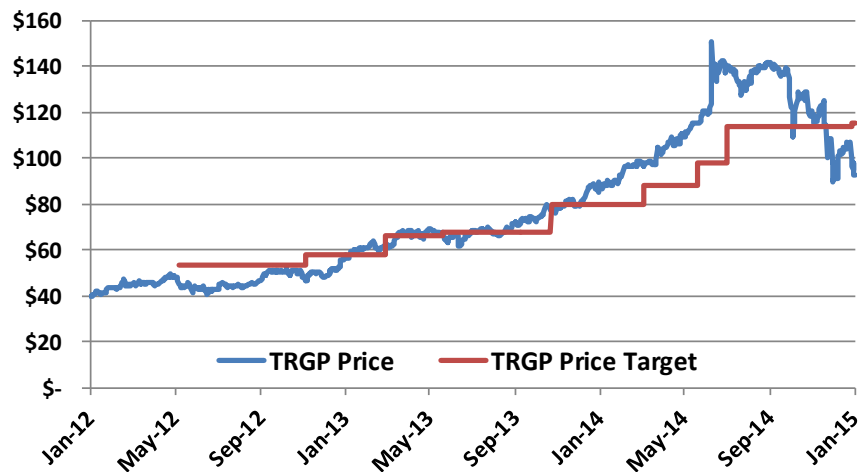
Date	Rating	Rating Change	Price Target
7/11/2011	Hold	Initiation	27
11/2/2011	Hold	Maintain	29
1/11/2012	Overweight	Upgrade	35
11/13/2012	Overweight	Maintain	34
3/8/2013	Overweight	Maintain	32
6/12/2013	Overweight	Maintain	35
8/16/2013	Overweight	Maintain	36
3/14/2014	Hold	Downgrade	37
5/30/2014	Hold	Maintain	41
1/6/2015	Hold	Maintain	37

SEMG Price Target and Rating History



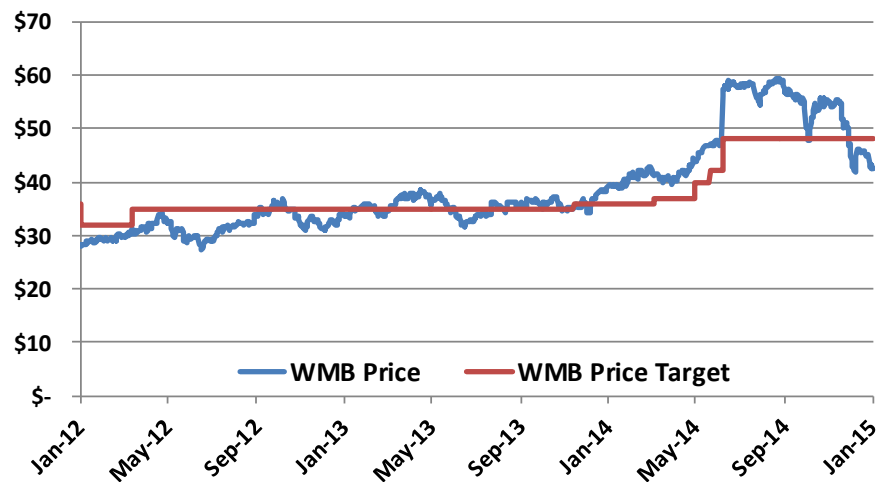
Date	Rating	Rating Change	Price Target
7/24/2013	Hold	Initiation	60
8/16/2013	Overweight	Upgrade	60
11/22/2013	Overweight	Maintain	66
3/14/2014	Overweight	Maintain	73
5/30/2014	Overweight	Maintain	76
7/11/2014	Overweight	Maintain	88
1/6/2015	Overweight	Maintain	76

TRGP Price Target and Rating History



Date	Rating	Rating Change	Price Target
5/16/2012	Overweight	Initiation	53
11/13/2012	Buy	Upgrade	58
3/8/2013	Overweight	Downgrade	66
5/29/2013	Hold	Downgrade	68
11/1/2013	Hold	Maintain	80
3/14/2014	Hold	Maintain	88
5/30/2014	Hold	Maintain	98
7/11/2014	Hold	Maintain	114
1/6/2015	Overweight	Upgrade	115

WMB Price Target and Rating History



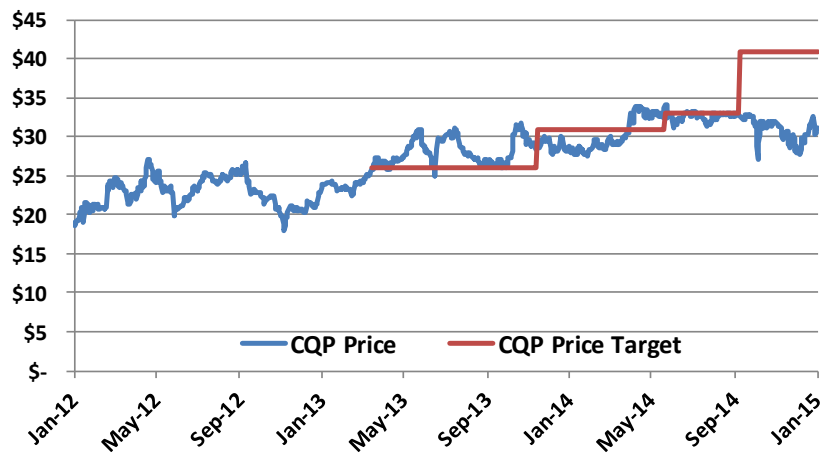
Date	Rating	Rating Change	Price Target
7/11/2011	Overweight	Initiation	36
1/11/2012	Overweight	Maintain	32
3/21/2012	Overweight	Maintain	35
1/4/2013	Hold	Downgrade	35
11/22/2013	Hold	Maintain	36
3/14/2014	Hold	Maintain	37
5/9/2014	Hold	Maintain	40
5/30/2014	Hold	Maintain	42
6/17/2014	Hold	Maintain	48



U.S. Capital Advisors®

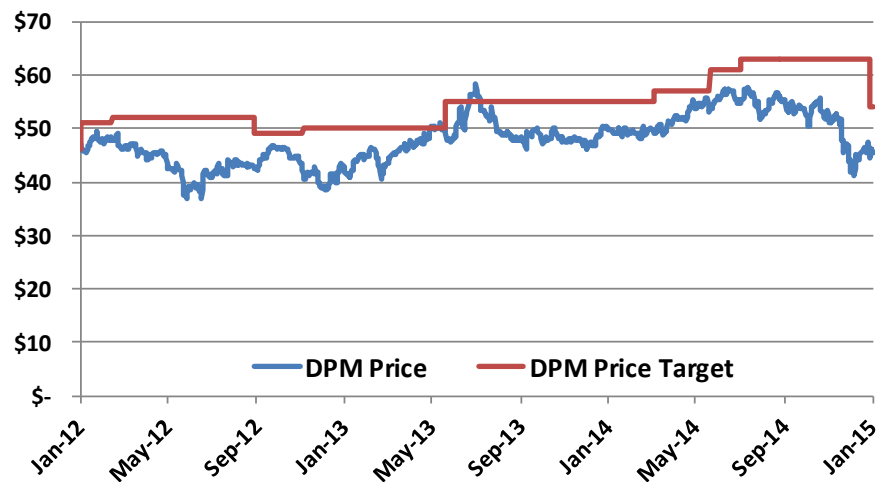
Midstream MLPs

CQP Price Target and Rating History



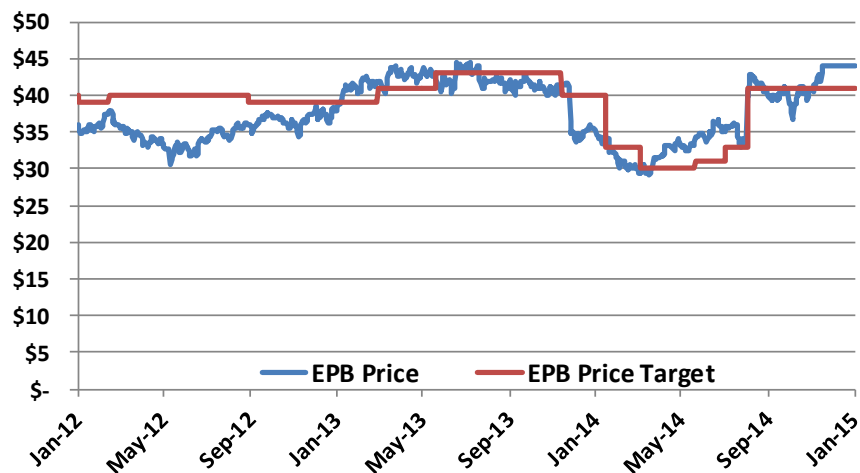
Date	Rating	Rating Change	Price Target
3/22/2013	Hold	Initiation	26
11/22/2013	Hold	Maintain	31
5/30/2014	Hold	Maintain	33
9/17/2014	Buy	Upgrade	41

DPM Price Target and Rating History



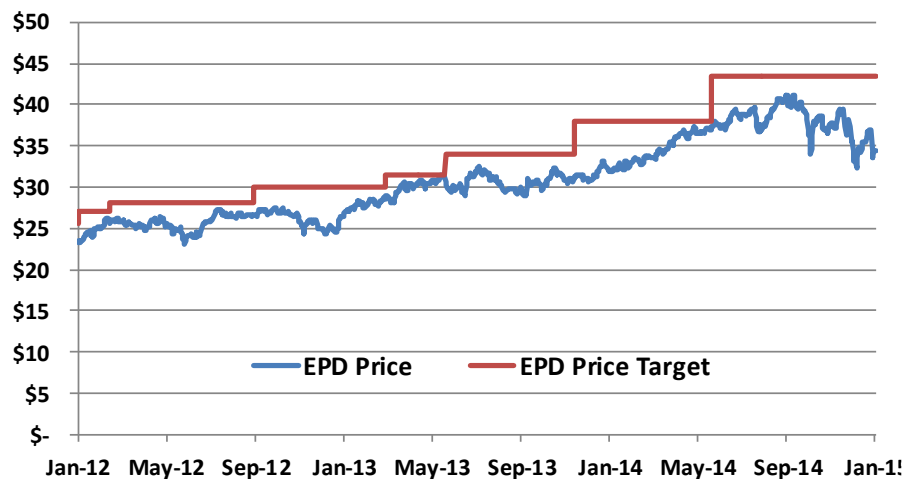
Date	Rating	Rating Change	Price Target
7/11/2011	Hold	Initiation	43
9/7/2011	Hold	Maintain	41
11/2/2011	Hold	Maintain	46
1/11/2012	Overweight	Upgrade	51
2/22/2012	Overweight	Maintain	52
9/7/2012	Overweight	Maintain	49
11/13/2012	Overweight	Maintain	50
5/29/2013	Overweight	Maintain	55
3/14/2014	Overweight	Maintain	57
5/30/2014	Overweight	Maintain	61
7/11/2014	Overweight	Maintain	63
1/6/2015	Overweight	Maintain	54

EPB Price Target and Rating History



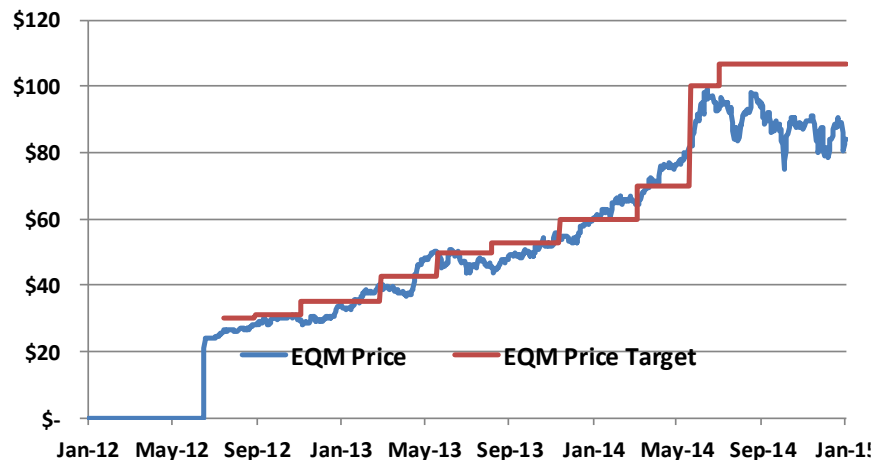
Date	Rating	Rating Change	Price Target
7/11/2011	Buy	Initiation	45
9/7/2011	Buy	Maintain	47
11/2/2011	Buy	Maintain	40
1/11/2012	Overweight	Downgrade	39
2/22/2012	Overweight	Maintain	40
9/7/2012	Overweight	Maintain	39
1/4/2013	Hold	Downgrade	39
3/8/2013	Hold	Maintain	41
5/29/2013	Hold	Maintain	43
11/22/2013	Hold	Maintain	40
1/24/2014	Hold	Maintain	33
3/14/2014	Hold	Maintain	30
5/30/2014	Hold	Maintain	31
7/11/2014	Hold	Maintain	33
8/13/2014	Hold	Maintain	41

EPD Price Target and Rating History



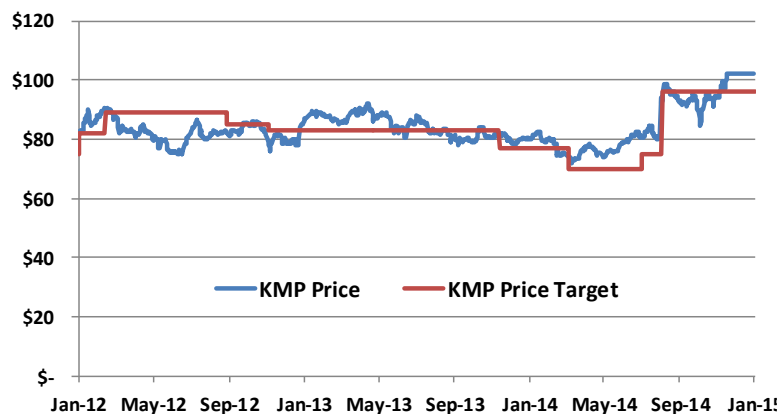
Date	Rating	Rating Change	Price Target
7/11/2011	Buy	Initiation	25
9/7/2011	Buy	Maintain	24.5
11/2/2011	Buy	Maintain	25.5
1/11/2012	Buy	Maintain	27
2/22/2012	Overweight	Downgrade	28
9/7/2012	Overweight	Maintain	30
3/8/2013	Overweight	Maintain	31.5
5/29/2013	Overweight	Maintain	34
11/22/2013	Buy	Upgrade	38
5/30/2014	Buy	Maintain	43.5

EQM Price Target and Rating History



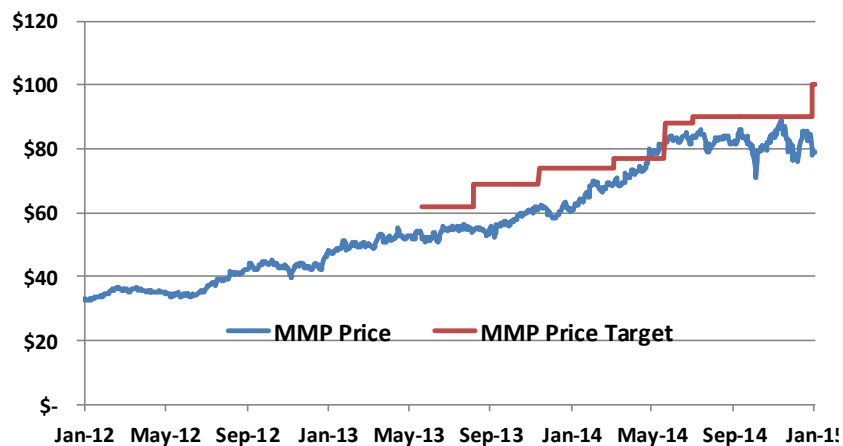
Date	Rating	Rating Change	Price Target
7/24/2012	Overweight	Initiation	30
9/7/2012	Overweight	Maintain	31
11/13/2012	Overweight	Maintain	35
3/8/2013	Hold	Downgrade	43
5/29/2013	Hold	Maintain	50
8/16/2013	Overweight	Upgrade	53
11/22/2013	Overweight	Maintain	60
3/14/2014	Overweight	Maintain	70
5/30/2014	Buy	Upgrade	100
7/11/2014	Buy	Maintain	107

KMP Price Target and Rating History



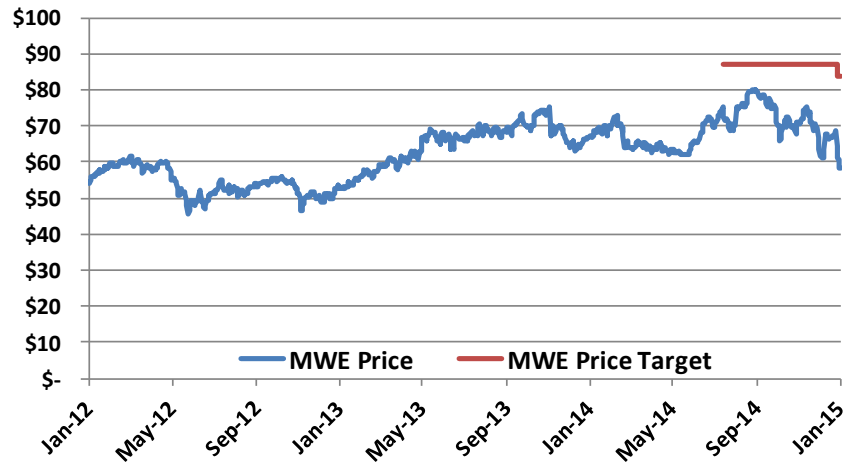
Date	Rating	Rating Change	Price Target
7/11/2011	Hold	Initiation	66
9/7/2011	Hold	Maintain	63
11/2/2011	Hold	Maintain	75
1/11/2012	Hold	Maintain	82
2/22/2012	Hold	Maintain	89
9/6/2012	Hold	Maintain	85
11/13/2012	Hold	Maintain	83
11/22/2013	Hold	Maintain	77
3/14/2014	Hold	Maintain	70
7/11/2014	Hold	Maintain	75
8/13/2014	Hold	Maintain	96

MMP Price Target and Rating History



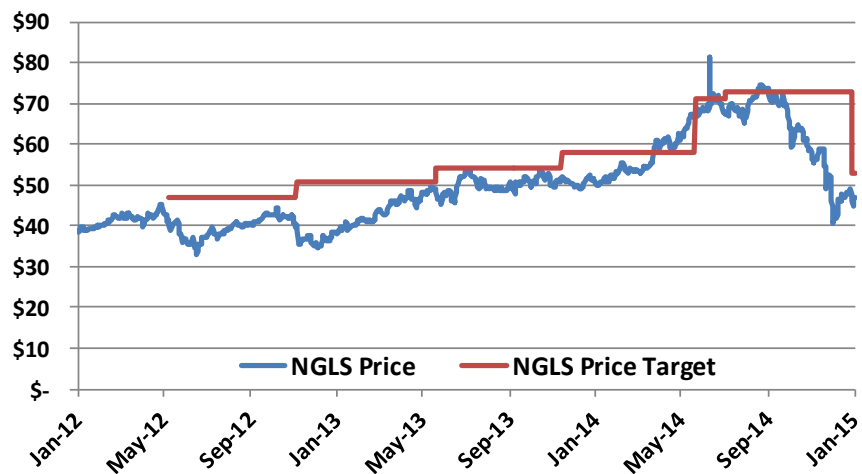
Date	Rating	Rating Change	Price Target
5/30/2013	Buy	Initiation	62
8/16/2013	Buy	Maintain	69
11/22/2013	Buy	Maintain	74
3/14/2014	Overweight	Downgrade	77
5/30/2014	Overweight	Maintain	88
7/11/2014	Overweight	Maintain	90
1/6/2015	Overweight	Maintain	100

MWE Price Target and Rating History



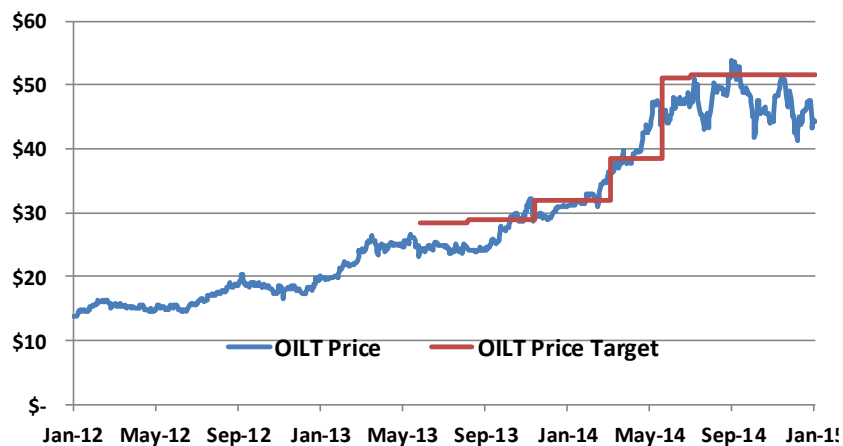
Date	Rating	Rating Change	Price Target
7/22/2014	Buy	Initiation	87
1/6/2015	Buy	Maintain	84

NGLS Price Target and Rating History



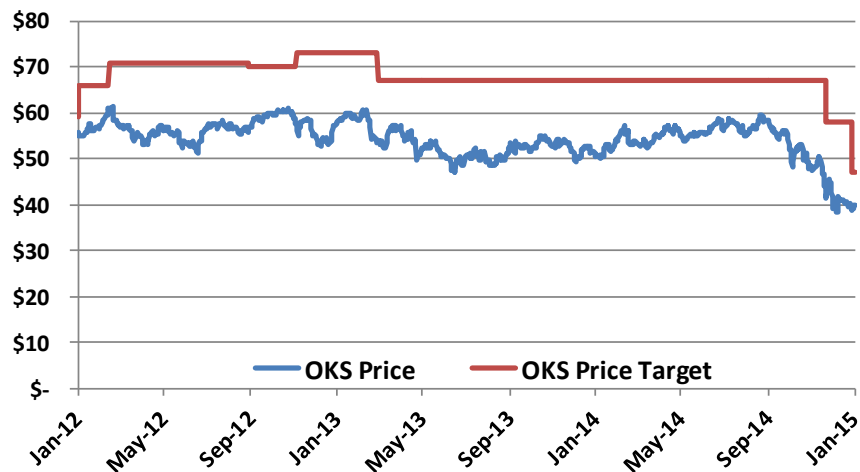
Date	Rating	Rating Change	Price Target
5/16/2012	Overweight	Initiation	47
11/13/2012	Buy	Upgrade	51
5/29/2013	Buy	Maintain	54
8/16/2013	Overweight	Downgrade	54
11/22/2013	Overweight	Maintain	58
5/30/2014	Overweight	Maintain	71
7/11/2014	Overweight	Maintain	73
1/6/2015	Hold	Downgrade	53

OILT Price Target and Rating History



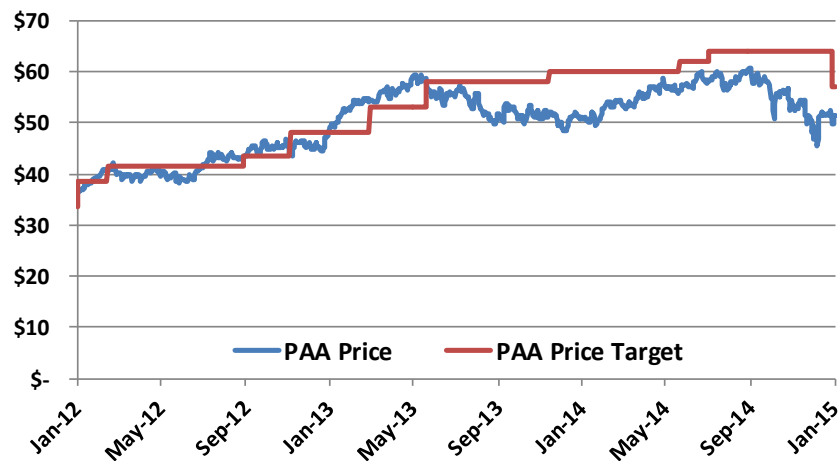
Date	Rating	Rating Change	Price Target
6/5/2013	Overweight	Initiation	28.5
8/16/2013	Overweight	Maintain	29
11/22/2013	Overweight	Maintain	32
3/14/2014	Overweight	Maintain	39
5/30/2014	Overweight	Maintain	51
7/11/2014	Overweight	Maintain	52
10/3/2014	Hold	Downgrade	52

OKS Price Target and Rating History



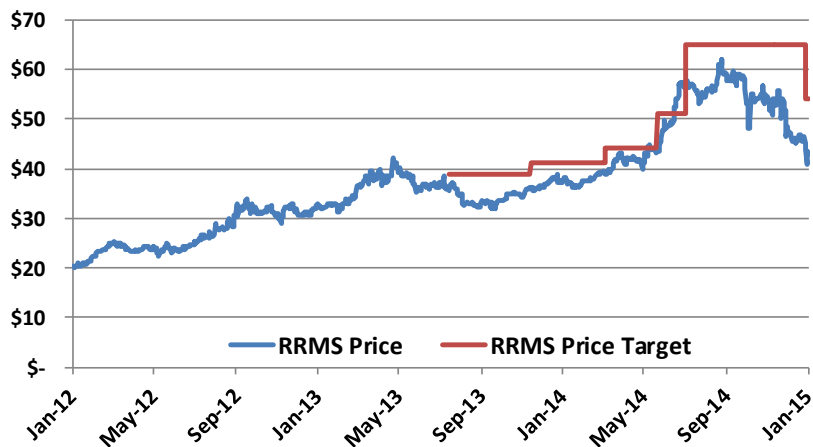
	Rating	Rating Change	Price Target
7/11/2011	Buy	Initiation	50
9/30/2011	Buy	Maintain	57
11/2/2011	Buy	Maintain	59
1/11/2012	Buy	Maintain	66
2/22/2012	Buy	Maintain	71
9/7/2012	Buy	Maintain	70
11/13/2012	Buy	Maintain	73
3/8/2013	Buy	Maintain	67
12/1/2014	Buy	Maintain	58
1/6/2015	Overweight	Downgrade	47

PAA Price Target and Rating History



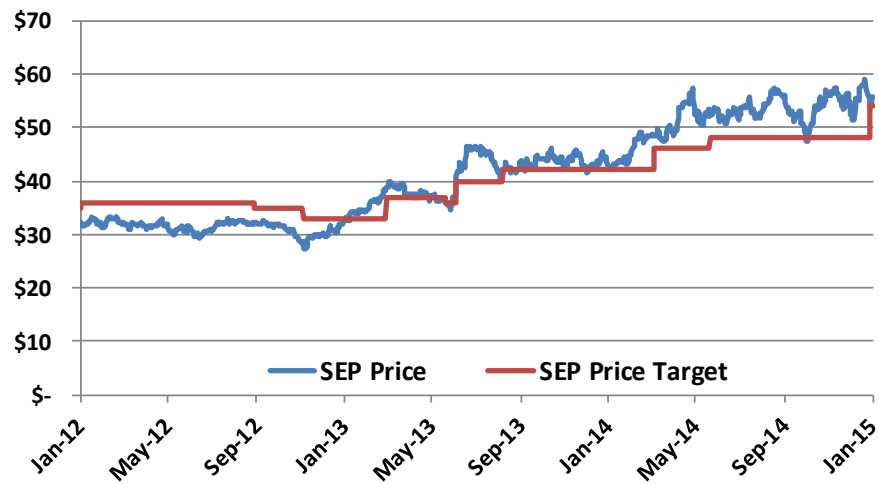
Date	Rating	Rating Change	Price Target
7/11/2011	Hold	Initiation	33.5
9/7/2011	Overweight	Upgrade	32.5
11/2/2011	Hold	Downgrade	33.5
1/11/2012	Hold	Maintain	38.5
2/22/2012	Hold	Maintain	41.5
9/7/2012	Hold	Maintain	43.5
11/13/2012	Hold	Maintain	48
3/8/2013	Hold	Maintain	53
5/29/2013	Hold	Maintain	58
11/22/2013	Overweight	Upgrade	60
5/30/2014	Overweight	Maintain	62
7/11/2014	Overweight	Maintain	64
1/6/2015	Overweight	Maintain	57

RRMS Price Target and Rating History



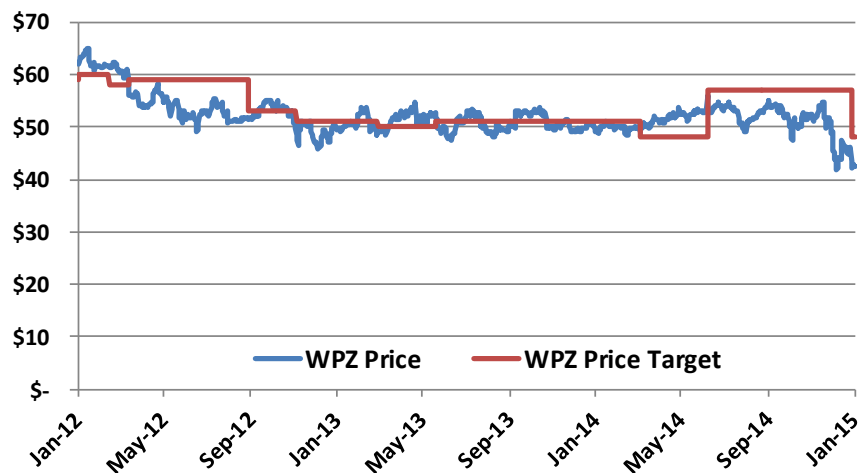
Date	Rating	Rating Change	Price Target
7/24/2013	Overweight	Initiation	39
11/22/2013	Overweight	Maintain	41
3/14/2014	Overweight	Maintain	44
5/30/2014	Buy	Upgrade	51
7/11/2014	Buy	Maintain	65
1/6/2015	Buy	Maintain	54

SEP Price Target and Rating History



Date	Rating	Rating Change	Price Target
7/11/2011	Buy	Initiation	38
11/2/2011	Buy	Maintain	35
1/11/2012	Buy	Maintain	36
2/22/2012	Overweight	Downgrade	36
9/7/2012	Overweight	Maintain	35
11/13/2012	Overweight	Maintain	33
3/8/2013	Hold	Downgrade	37
5/29/2013	Hold	Maintain	36
6/12/2013	Hold	Maintain	40
8/16/2013	Hold	Maintain	42
3/14/2014	Hold	Maintain	46
5/30/2014	Hold	Maintain	48
1/6/2015	Hold	Maintain	54

WPZ Price Target and Rating History



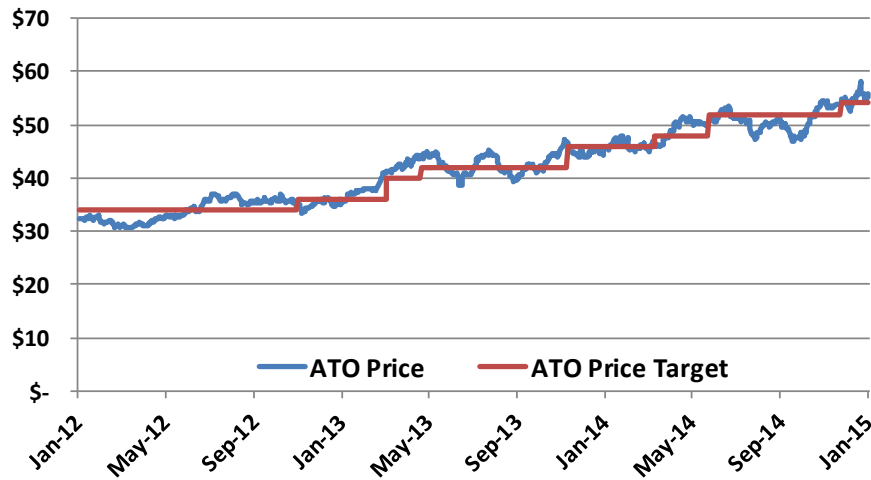
Date	Rating	Rating Change	Price Target
7/11/2011	Hold	Initiation	57
11/2/2011	Hold	Maintain	59
1/11/2012	Hold	Maintain	60
2/22/2012	Hold	Maintain	58
3/21/2012	Hold	Maintain	59
9/7/2012	Hold	Maintain	53
11/13/2012	Hold	Maintain	51
3/8/2013	Hold	Maintain	50
5/29/2013	Hold	Maintain	51
3/14/2014	Hold	Maintain	48
6/17/2014	Hold	Maintain	57
1/6/2015	Hold	Maintain	48



U.S. Capital Advisors®

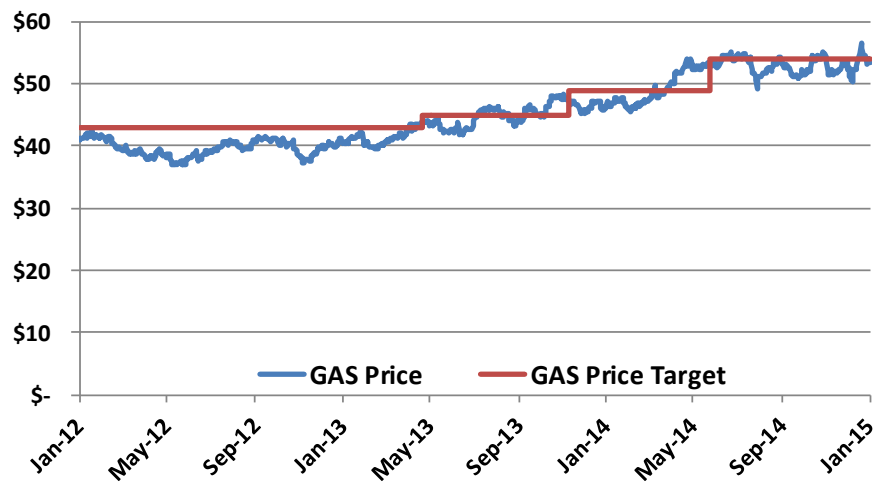
Downstream

ATO Price Target and Rating History



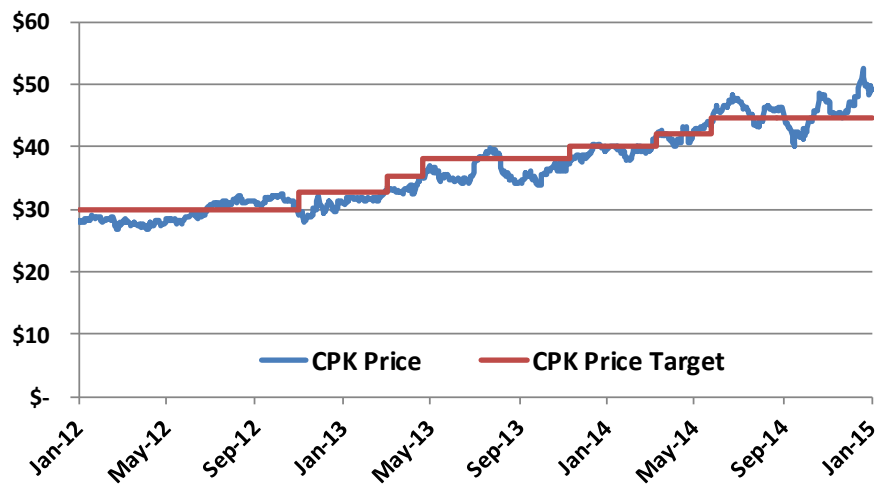
Date	Rating	Rating Change	Price Target
9/12/2011	Hold	Initiation	34
11/9/2012	Hold	Maintain	36
3/12/2013	Hold	Maintain	40
4/29/2013	Underweight	Downgrade	42
11/18/2013	Underweight	Maintain	46
3/19/2014	Hold	Upgrade	48
6/2/2014	Hold	Maintain	52
12/2/2014	Hold	Maintain	54

GAS Price Target and Rating History



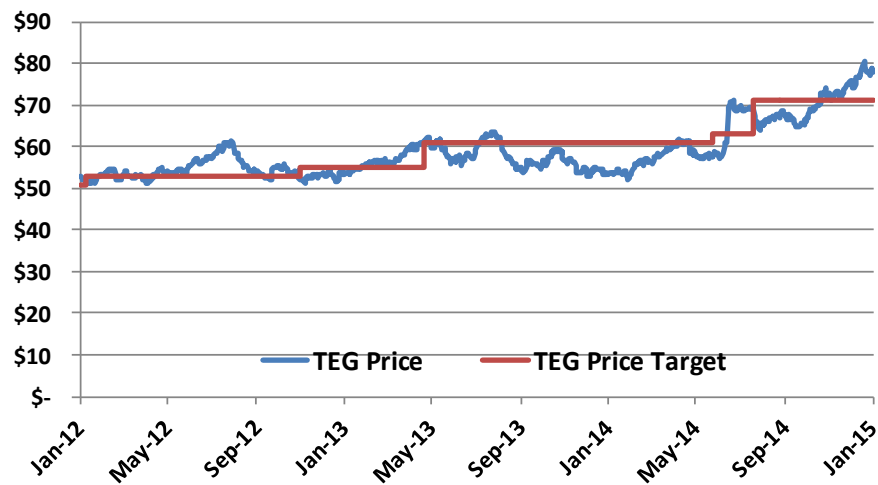
Date	Rating	Rating Change	Price Target
9/12/2011	Overweight	Initiation	43
4/29/2013	Overweight	Maintain	45
11/18/2013	Hold	Downgrade	49
6/2/2014	Hold	Maintain	54

CPK Price Target and Rating History



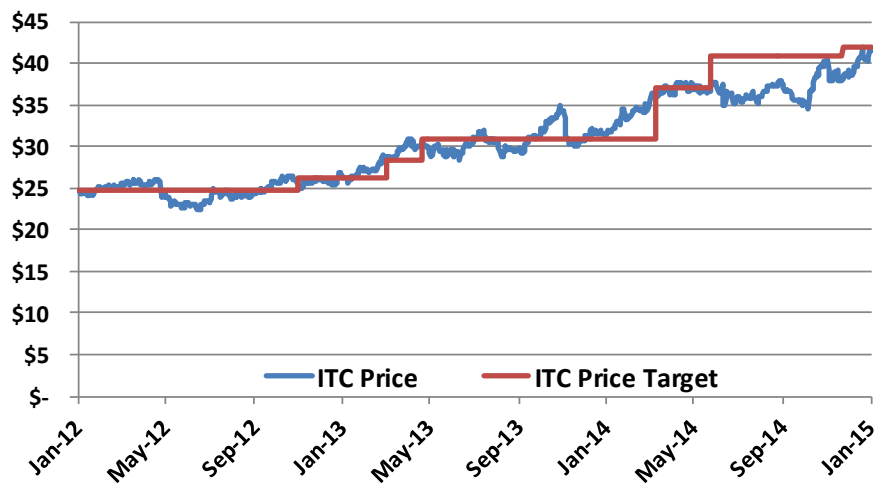
	Rating	Rating Change	Price Target
9/12/2011	Buy	Initiation	30
1/18/2012	Overweight	Downgrade	30
11/9/2012	Overweight	Maintain	32.7
3/12/2013	Overweight	Maintain	35.3
4/29/2013	Overweight	Maintain	38
11/18/2013	Overweight	Maintain	40
3/19/2014	Hold	Downgrade	42
6/2/2014	Hold	Maintain	44.7

TEG Price Target and Rating History



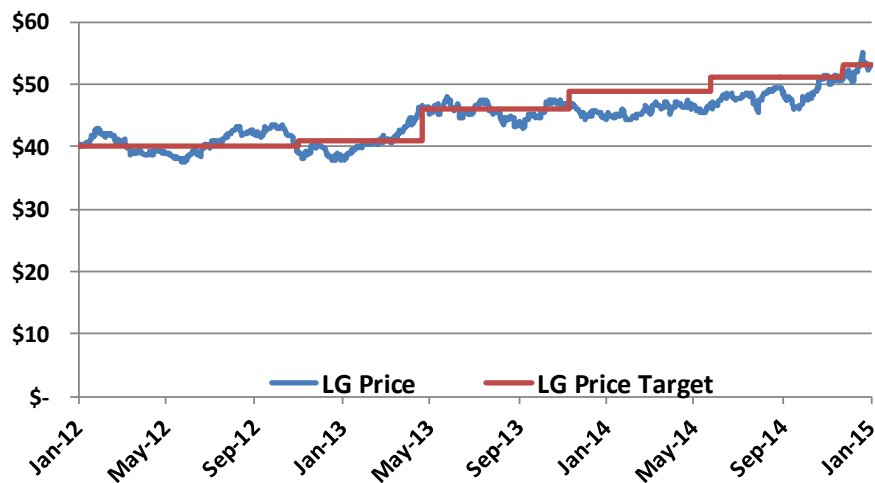
Date	Rating	Rating Change	Price Target
9/12/2011	Overweight	Initiation	51
1/18/2012	Hold	Downgrade	53
11/9/2012	Hold	Maintain	55
4/29/2013	Hold	Maintain	61
6/2/2014	Hold	Maintain	63
7/28/2014	Hold	Maintain	71

ITC Price Target and Rating History



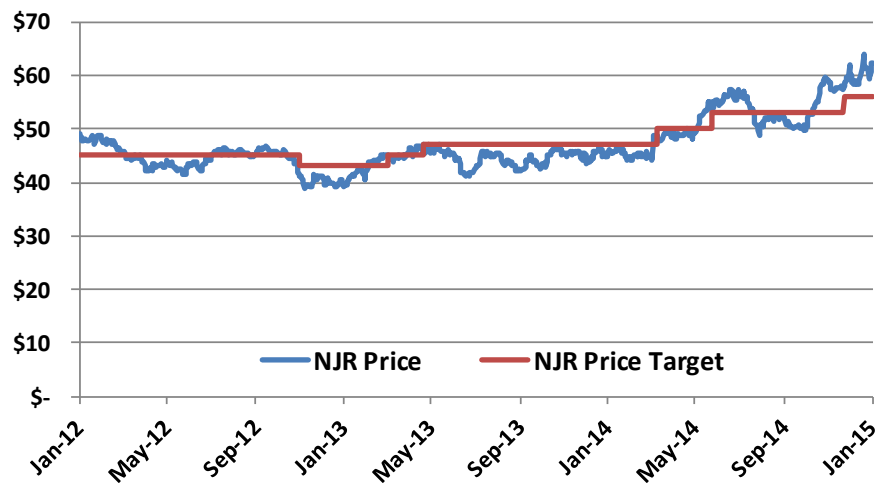
Date	Rating	Rating Change	Price Target
9/12/2011	Hold	Initiation	26
10/27/2011	Hold	Maintain	25
11/9/2012	Hold	Maintain	26
3/12/2013	Hold	Maintain	28
4/29/2013	Hold	Maintain	31
3/19/2014	Hold	Maintain	37
6/2/2014	Overweight	Upgrade	41
12/2/2014	Overweight	Maintain	42

LG Price Target and Rating History



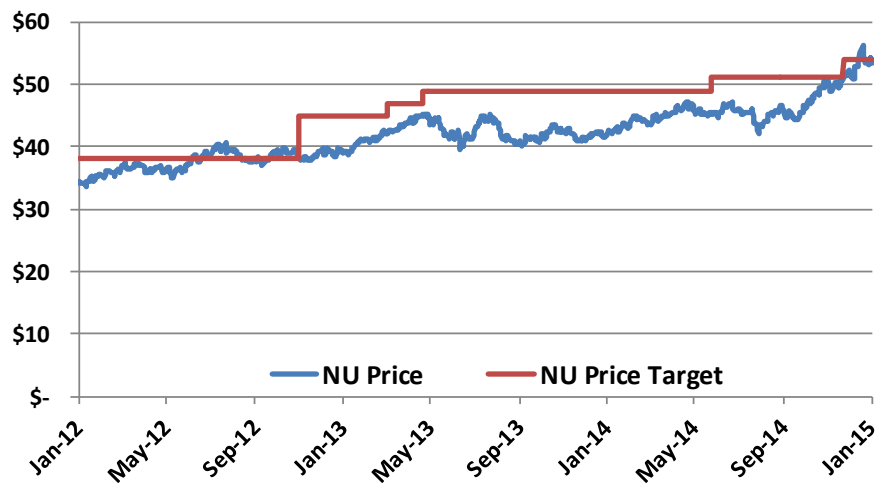
Date	Rating	Rating Change	Price Target
12/13/2011	Hold	Initiation	40
11/9/2012	Hold	Maintain	41
4/29/2013	Hold	Maintain	46
11/18/2013	Hold	Maintain	49
6/2/2014	Overweight	Upgrade	51
12/2/2014	Hold	Downgrade	53

NJR Price Target and Rating History



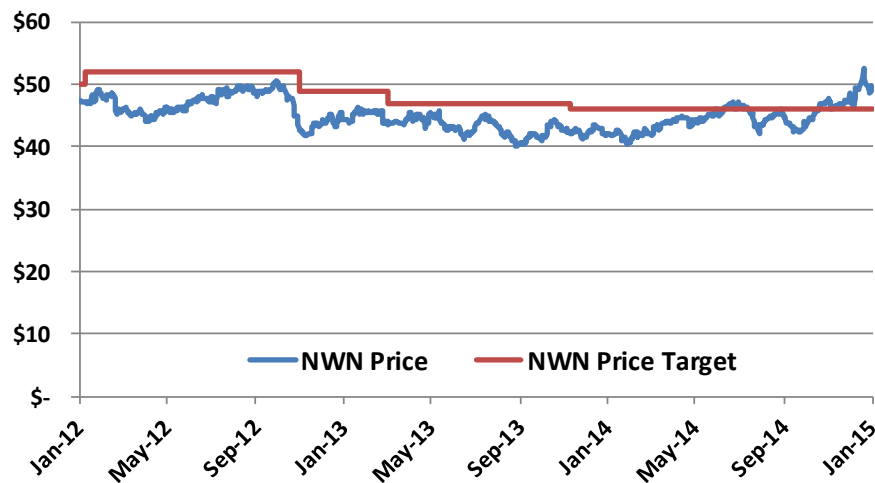
Date	Rating	Rating Change	Price Target
9/12/2011	Hold	Initiation	45
1/18/2012	Underweight	Downgrade	45
6/8/2012	Hold	Upgrade	45
11/9/2012	Hold	Maintain	43
3/12/2013	Hold	Maintain	45
4/29/2013	Hold	Maintain	47
3/19/2014	Hold	Maintain	50
6/2/2014	Hold	Maintain	53
12/2/2014	Hold	Maintain	56

NU Price Target and Rating History



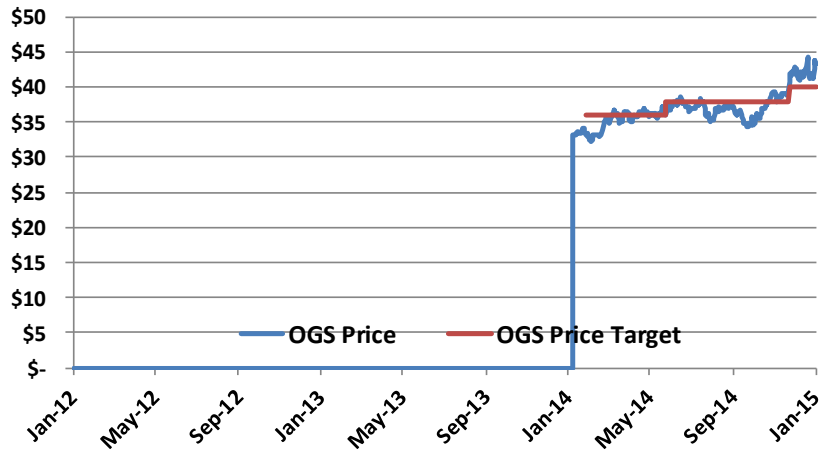
Date	Rating	Rating Change	Price Target
9/12/2011	Buy	Initiation	38
11/9/2012	Buy	Maintain	45
3/12/2013	Buy	Maintain	47
4/29/2013	Overweight	Downgrade	49
6/2/2014	Overweight	Maintain	51
12/2/2014	Overweight	Maintain	54

NWN Price Target and Rating History



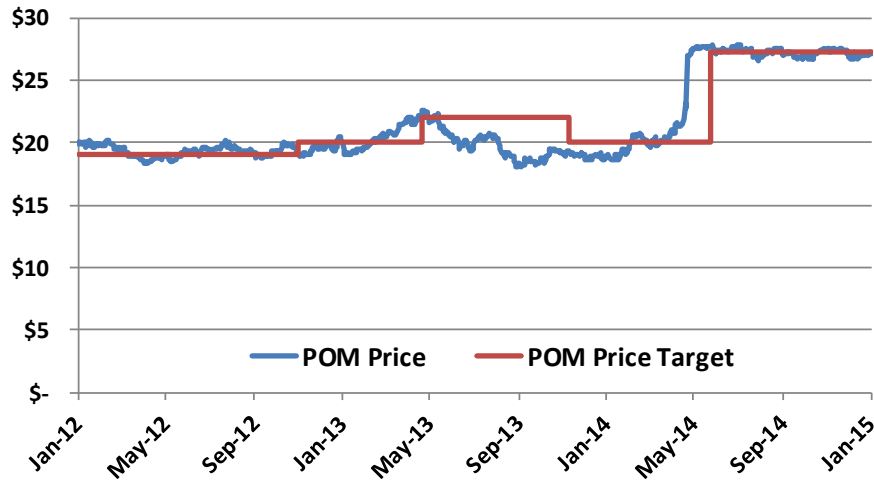
Date	Rating	Rating Change	Price Target
9/12/2011	Buy	Initiation	50
1/18/2012	Buy	Maintain	52
11/9/2012	Buy	Maintain	49
3/12/2013	Overweight	Downgrade	47
4/29/2013	Hold	Downgrade	47
11/18/2013	Hold	Maintain	46

OGS Price Target and Rating History



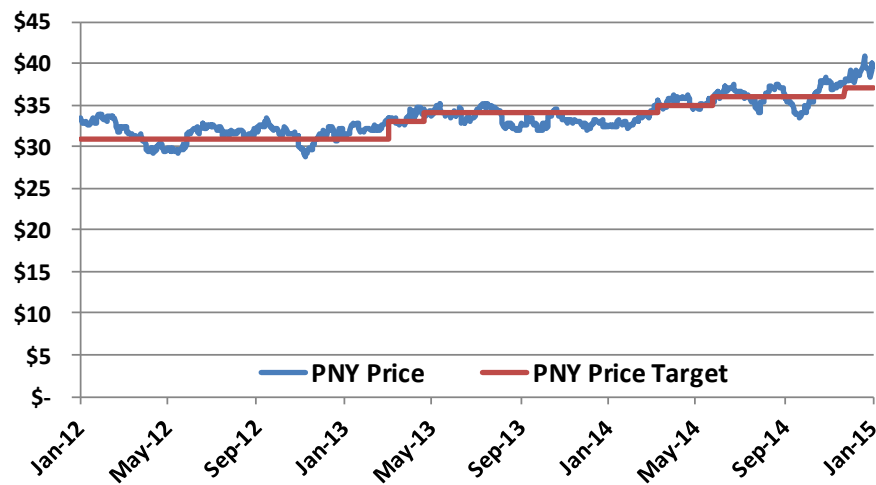
Date	Rating	Rating Change	Price Target
2/4/2014	Overweight	Initiation	36
3/19/2014	Hold	Downgrade	36
6/2/2014	Hold	Maintain	38
12/2/2014	Hold	Maintain	40

POM Price Target and Rating History



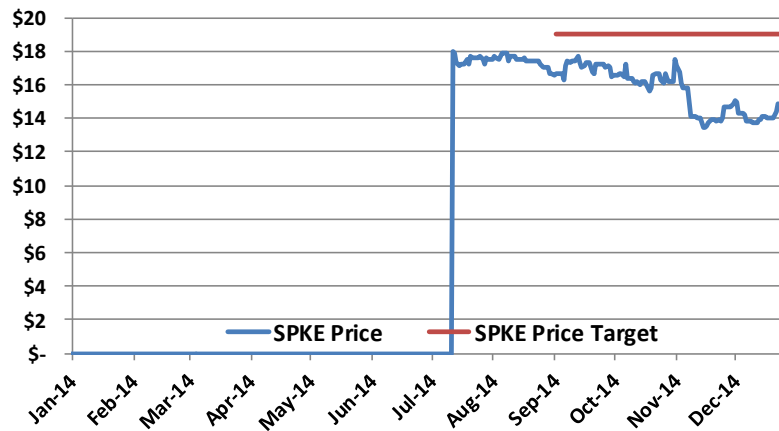
Date	Rating	Rating Change	Price Target
9/12/2011	Hold	Initiation	19
11/9/2012	Hold	Maintain	20
4/29/2013	Hold	Maintain	22
11/18/2013	Hold	Maintain	20
6/2/2014	Hold	Maintain	27.25

PNY Price Target and Rating History



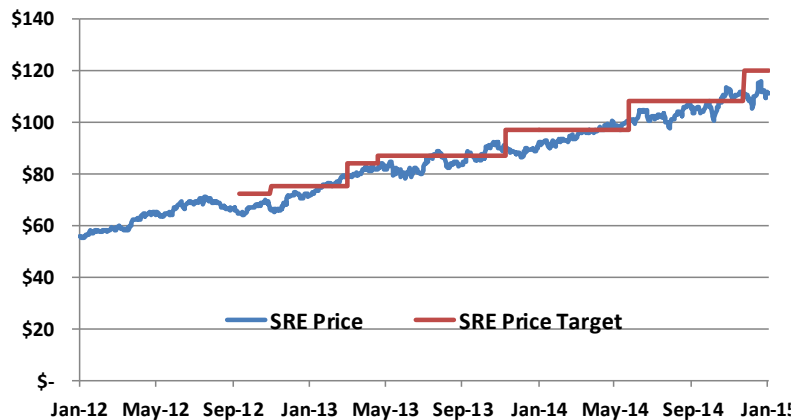
Date	Rating	Rating Change	Price Target
9/12/2011	Hold	Initiation	31
1/18/2012	Underweight	Downgrade	31
11/9/2012	Hold	Upgrade	31
3/12/2013	Hold	Maintain	33
4/29/2013	Hold	Maintain	34
3/19/2014	Hold	Maintain	35
6/2/2014	Hold	Maintain	36
12/2/2014	Hold	Maintain	37

SPKE Price Target and Rating History



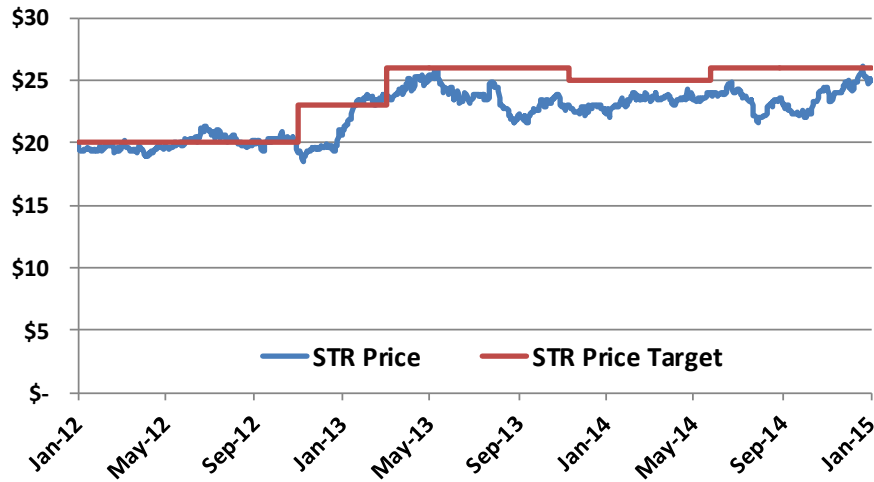
Date	Rating	Rating Change	Price Target
9/18/2014	Overweight	Initiation	19

SRE Price Target and Rating History



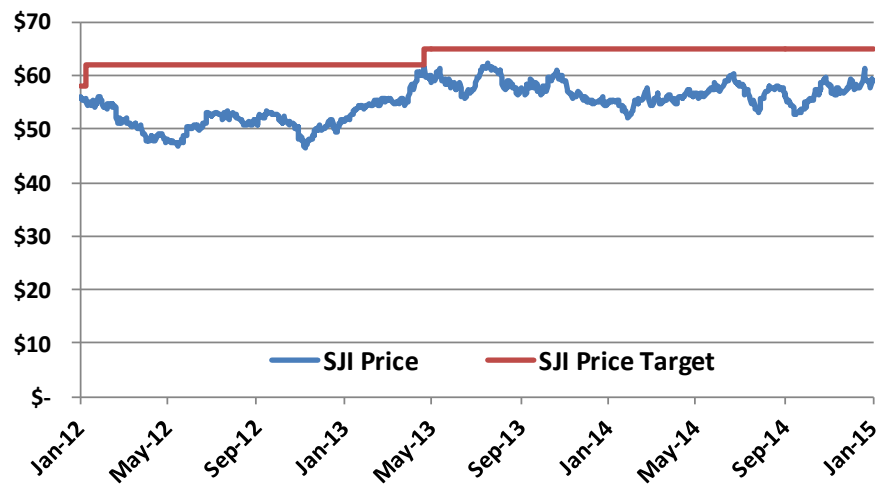
Date	Rating	Rating Change	Price Target
9/20/2012	Overweight	Initiation	72
11/9/2012	Overweight	Maintain	75
3/12/2013	Overweight	Maintain	84
4/29/2013	Overweight	Maintain	87
11/18/2013	Overweight	Maintain	97
6/2/2014	Overweight	Maintain	108
12/2/2014	Overweight	Maintain	120

STR Price Target and Rating History



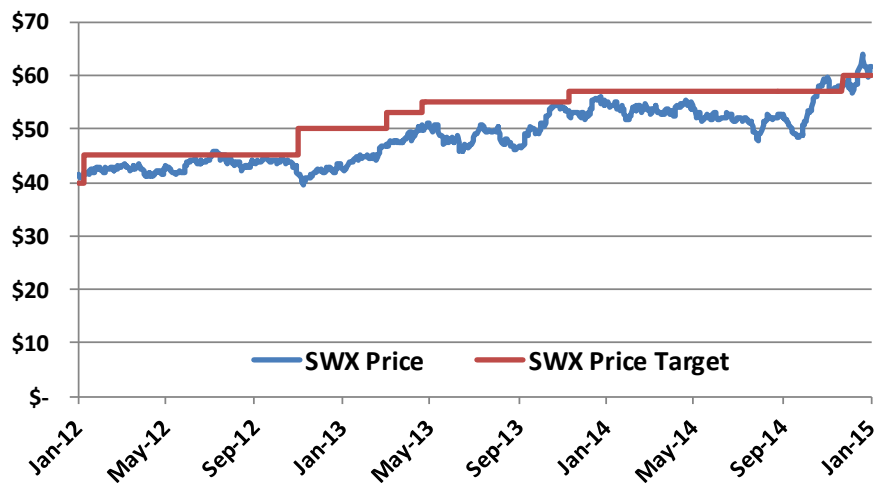
Date	Rating	Rating Change	Price Target
12/13/2011	Hold	Initiation	20
11/9/2012	Buy	Upgrade	23
3/12/2013	Buy	Maintain	26
4/29/2013	Hold	Downgrade	26
11/18/2013	Hold	Maintain	25
6/2/2014	Hold	Maintain	26
8/20/2014	Overweight	Upgrade	26

SJI Price Target and Rating History



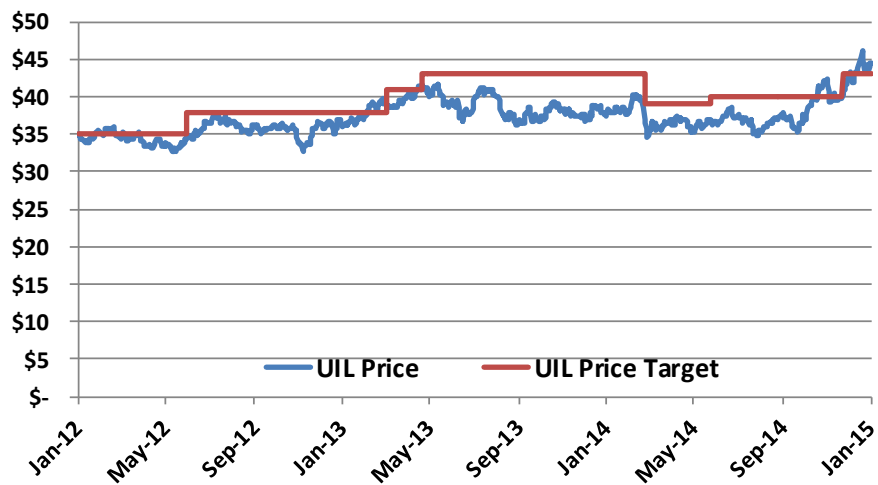
Date	Rating	Rating Change	Price Target
9/12/2011	Buy	Initiation	58
1/18/2012	Buy	Maintain	62
4/29/2013	Overweight	Downgrade	65

SWX Price Target and Rating History



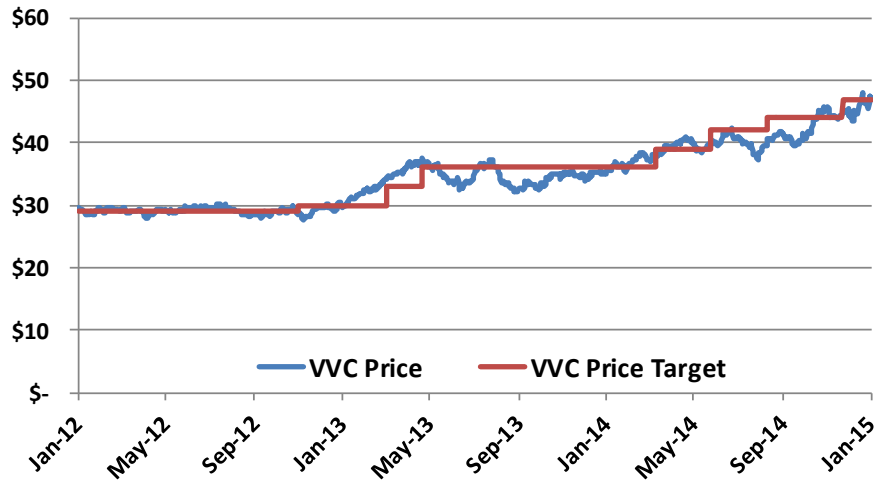
Date	Rating	Rating Change	Price Target
9/12/2011	Buy	Initiation	40
1/18/2012	Buy	Maintain	45
11/9/2012	Buy	Maintain	50
3/12/2013	Buy	Maintain	53
4/29/2013	Overweight	Downgrade	55
11/18/2013	Hold	Downgrade	57
8/20/2014	Overweight	Upgrade	57
12/2/2014	Hold	Downgrade	60

UIL Price Target and Rating History



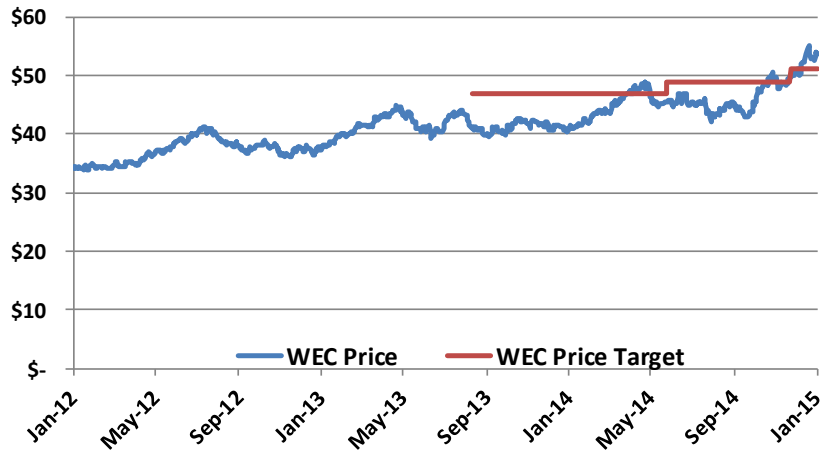
Date	Rating	Rating Change	Price Target
9/12/2011	Overweight	Initiation	35
1/18/2012	Hold	Downgrade	35
6/8/2012	Overweight	Upgrade	38
3/12/2013	Overweight	Maintain	41
4/29/2013	Overweight	Maintain	43
3/4/2014	Overweight	Maintain	39
6/2/2014	Overweight	Maintain	40
12/2/2014	Overweight	Maintain	43

VVC Price Target and Rating History



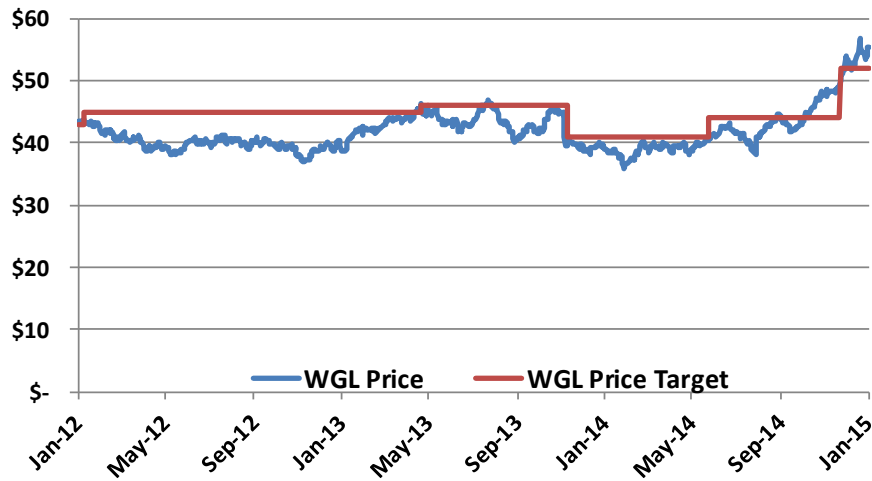
Date	Rating	Rating Change	Price Target
9/12/2011	Overweight	Initiation	29
1/18/2012	Hold	Downgrade	29
11/9/2012	Hold	Maintain	30
3/12/2013	Hold	Maintain	33
4/29/2013	Hold	Maintain	36
3/19/2014	Hold	Maintain	39
6/2/2014	Hold	Maintain	42
8/20/2014	Overweight	Upgrade	44
12/2/2014	Overweight	Maintain	47

WEC Price Target and Rating History



Date	Rating	Rating Change	Price Target
8/19/2013	Overweight	Initiation	47
6/2/2014	Overweight	Maintain	49
12/2/2014	Hold	Downgrade	51

WGL Price Target and Rating History



Date	Rating	Rating Change	Price Target
9/12/2011	Overweight	Initiation	43
1/18/2012	Hold	Downgrade	45
6/8/2012	Overweight	Upgrade	45
11/9/2012	Buy	Upgrade	45
2/6/2013	Hold	Downgrade	45
4/29/2013	Hold	Maintain	46
11/18/2013	Hold	Maintain	41
6/2/2014	Overweight	Upgrade	44
12/2/2014	Overweight	Maintain	52



U.S. Capital Advisors®

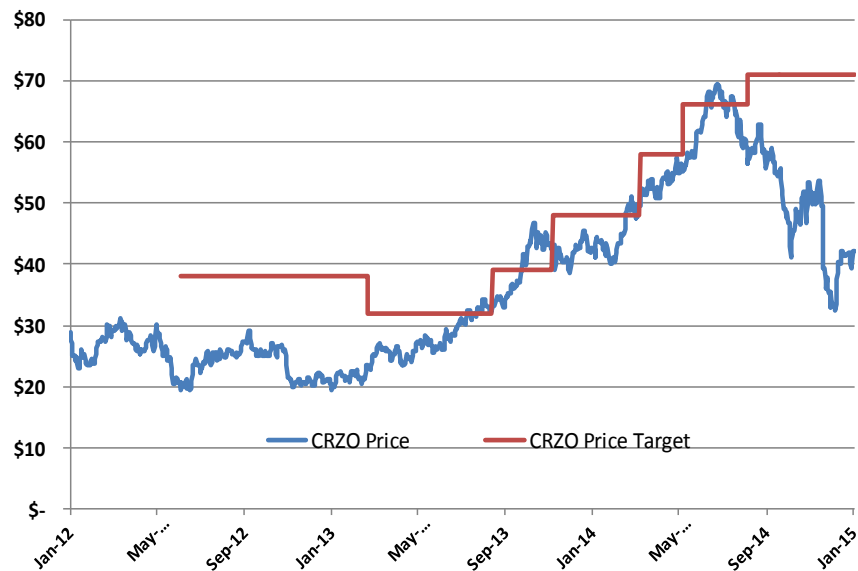
Exploration & Production

CRK Price Target and Rating History



Date	Rating	Rating Change	Price Target
6/11/2012	Buy	Initiation	24
10/18/2012	Buy	Maintain	27
3/1/2013	Buy	Maintain	20
3/17/2014	Buy	Maintain	22
4/17/2014	Hold	Downgrade	22
8/15/2014	Hold	Maintain	26

CRZO Price Target and Rating History



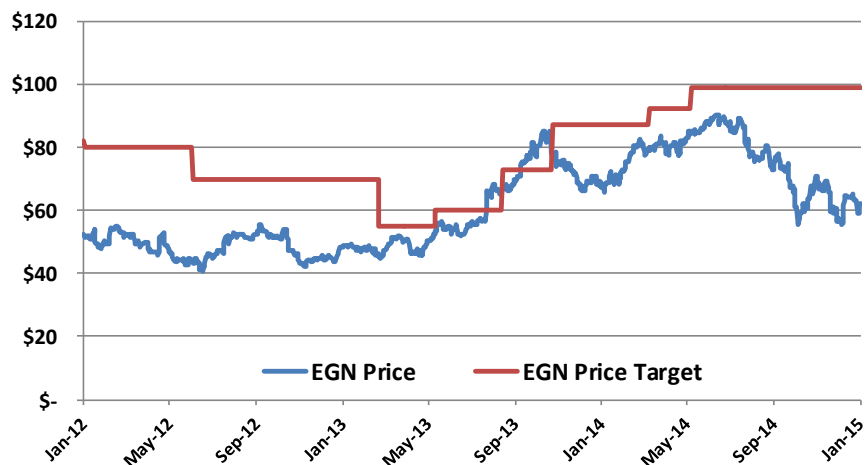
Date	Rating	Rating Change	Price Target
6/11/2012	Overweight	Initiation	38
3/1/2013	Overweight	Maintain	32
8/22/2013	Overweight	Maintain	39
11/14/2013	Overweight	Maintain	48
3/17/2014	Overweight	Maintain	58
5/16/2014	Overweight	Maintain	66
8/15/2014	Overweight	Maintain	71

CXO Price Target and Rating History



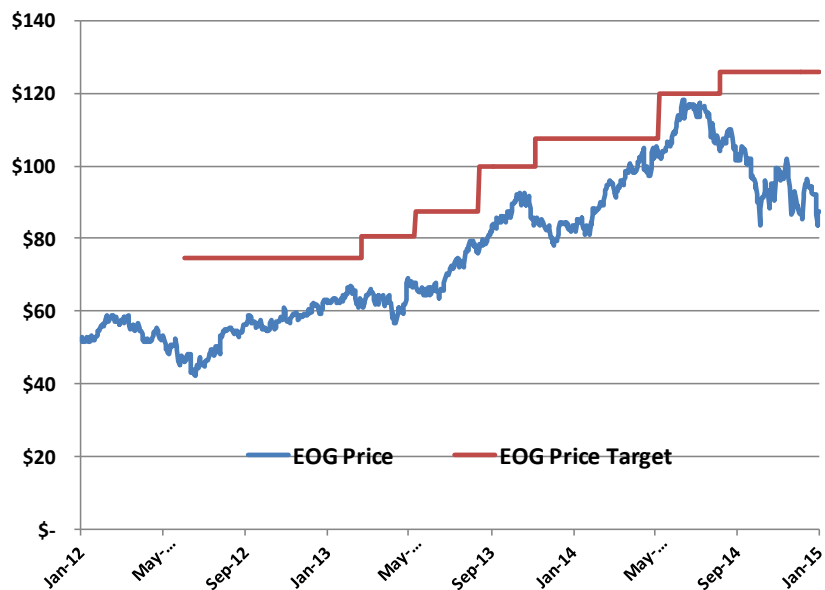
Date	Rating	Rating Change	Price Target
10/3/2012	Overweight	Initiation	115
3/1/2013	Overweight	Maintain	109
5/20/2013	Overweight	Maintain	107
11/14/2013	Overweight	Maintain	128
3/17/2014	Overweight	Maintain	153
5/16/2014	Overweight	Maintain	156
8/15/2014	Overweight	Maintain	163

EGN Price Target and Rating History



Date	Rating	Rating Change	Price Target
7/11/2011	Buy	Initiation	79
8/1/2011	Buy	Maintain	82
1/11/2012	Buy	Maintain	80
6/11/2012	Buy	Maintain	70
3/1/2013	Buy	Maintain	55
5/20/2013	Overweight	Downgrade	60
8/22/2013	Overweight	Maintain	73
11/1/2013	Overweight	Maintain	87
3/17/2014	Overweight	Maintain	92
5/16/2014	Overweight	Maintain	99

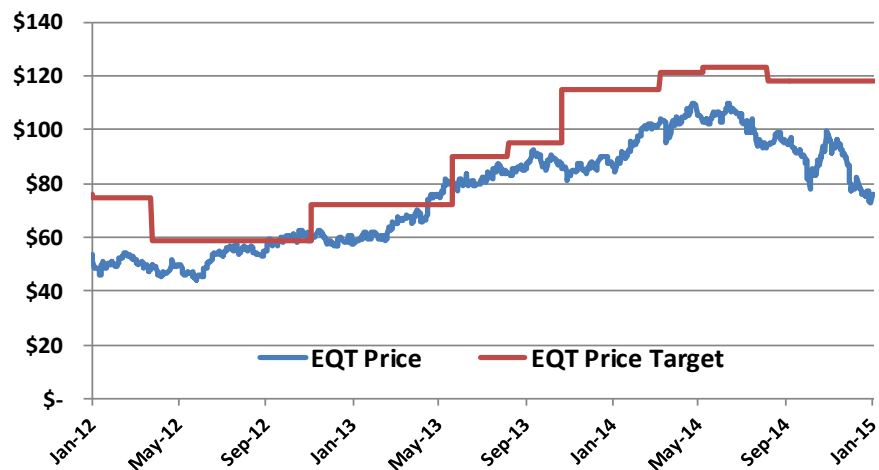
EOG Price Target and Rating History



2-for-1 stock split effective 3/31/2014

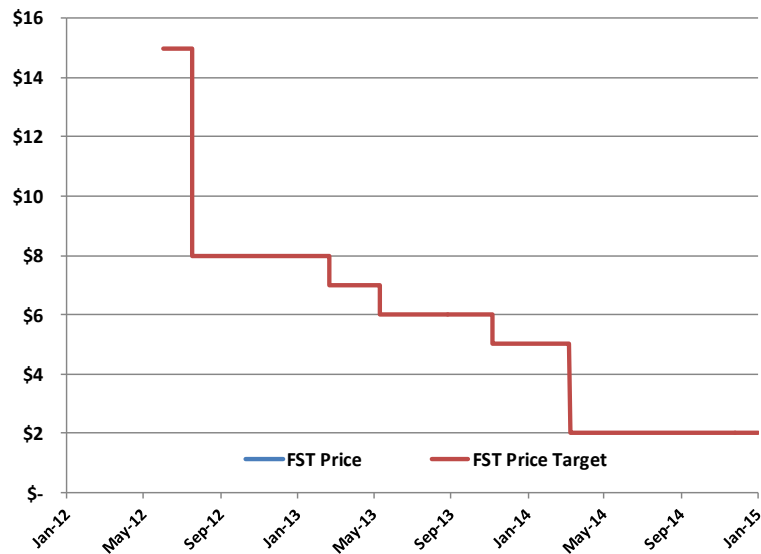
Date	Rating	Rating Change	Price Target
6/11/2012	Buy	Initiation	74.5
3/1/2013	Buy	Maintain	80.5
5/20/2013	Buy	Maintain	87.5
8/22/2013	Buy	Maintain	100
11/14/2013	Buy	Maintain	107.5
5/16/2014	Buy	Maintain	120
8/15/2014	Buy	Maintain	126

EQT Price Target and Rating History



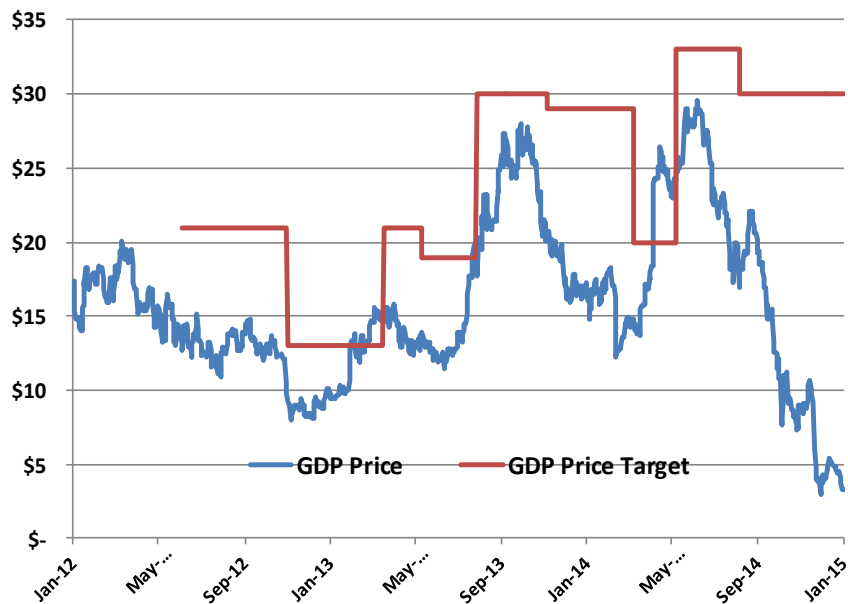
Date	Rating	Rating Change	Price Target
7/11/2011	Buy	Initiation	66
8/2/2011	Overweight	Downgrade	70
10/28/2011	Overweight	Maintain	74
12/7/2011	Buy	Upgrade	76
1/11/2012	Buy	Maintain	75
4/2/2012	Buy	Maintain	59
11/13/2012	Buy	Maintain	72
5/29/2013	Buy	Maintain	90
8/16/2013	Buy	Maintain	95
10/30/2013	Buy	Maintain	115
3/17/2014	Buy	Maintain	121
5/16/2014	Buy	Maintain	123
8/15/2014	Buy	Maintain	118

FST Price Target and Rating History



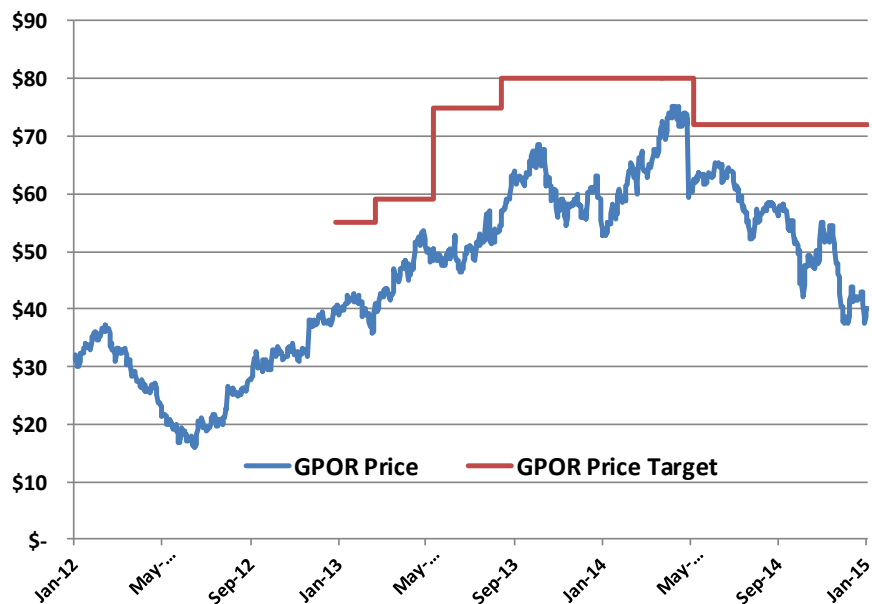
Date	Rating	Rating Change	Price Target
6/11/2012	Hold	Initiation	15
7/27/2012	Hold	Maintain	8
3/1/2013	Hold	Maintain	7
5/20/2013	Hold	Maintain	6
11/14/2013	Hold	Maintain	5
3/17/2014	Hold	Maintain	2

GDP Price Target and Rating History



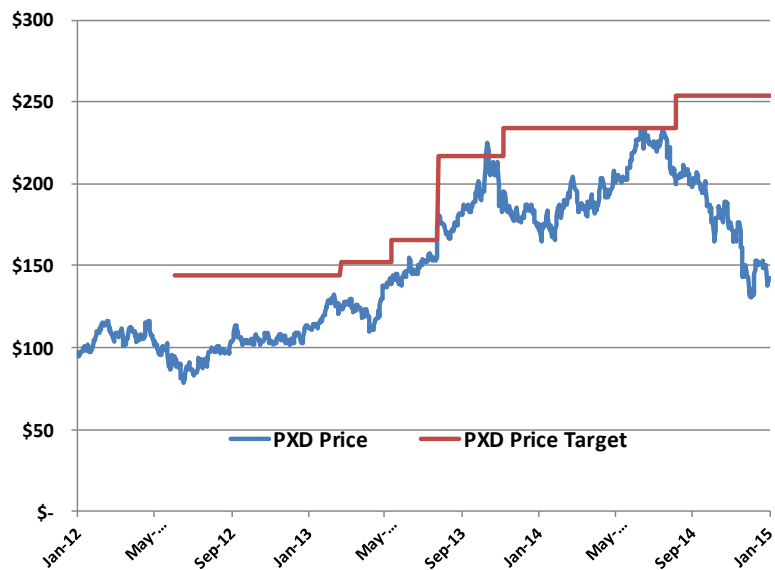
Date	Rating	Rating Change	Price Target
6/11/2012	Overweight	Initiation	21
11/9/2012	Hold	Downgrade	13
3/26/2013	Buy	Upgrade	21
5/20/2013	Buy	Maintain	19
8/5/2013	Buy	Maintain	30
11/14/2013	Buy	Maintain	29
3/17/2014	Buy	Maintain	20
5/16/2014	Buy	Maintain	33
8/15/2014	Buy	Maintain	30

GPOR Price Target and Rating History



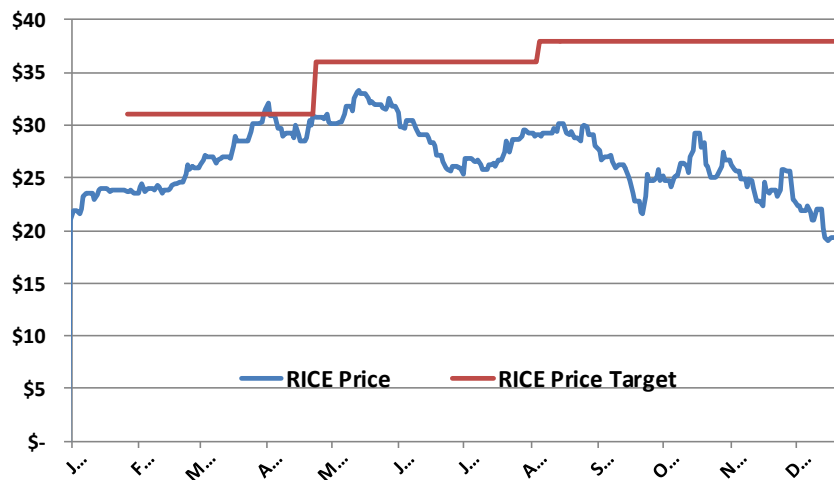
Date	Rating	Rating Change	Price Target
1/4/2013	Buy	Initiation	55
3/1/2013	Buy	Maintain	59
5/20/2013	Buy	Maintain	75
8/22/2013	Buy	Maintain	80
5/16/2014	Buy	Maintain	72

PXD Price Target and Rating History



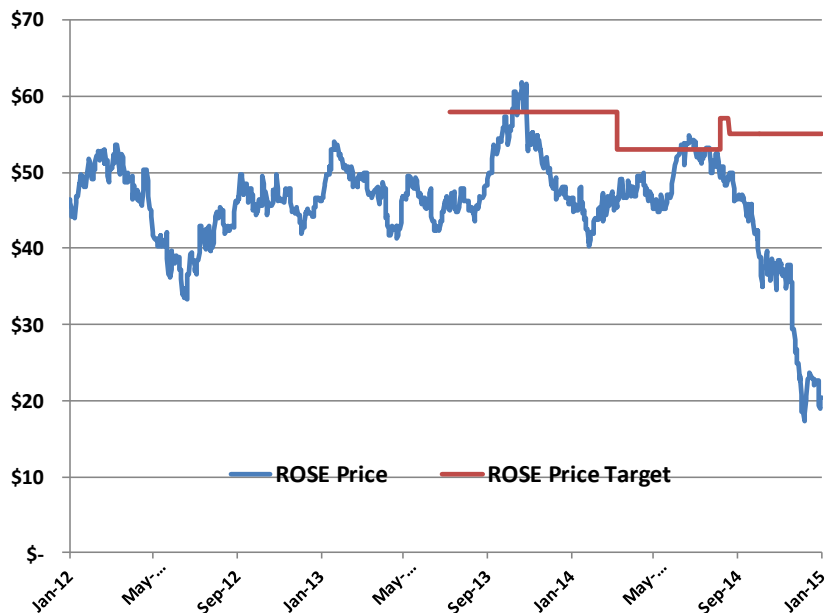
Date	Rating	Rating Change	Price Target
6/11/2012	Buy	Initiation	144
3/1/2013	Buy	Maintain	152
5/20/2013	Buy	Maintain	166
8/2/2013	Buy	Maintain	217
11/14/2013	Buy	Maintain	234
8/15/2014	Buy	Maintain	254

RICE Price Target and Rating History



Date	Rating	Rating Change	Price Target
2/18/2014	Buy	Initiation	31
5/16/2014	Buy	Maintain	36
8/27/2014	Buy	Maintain	38

ROSE Price Target and Rating History



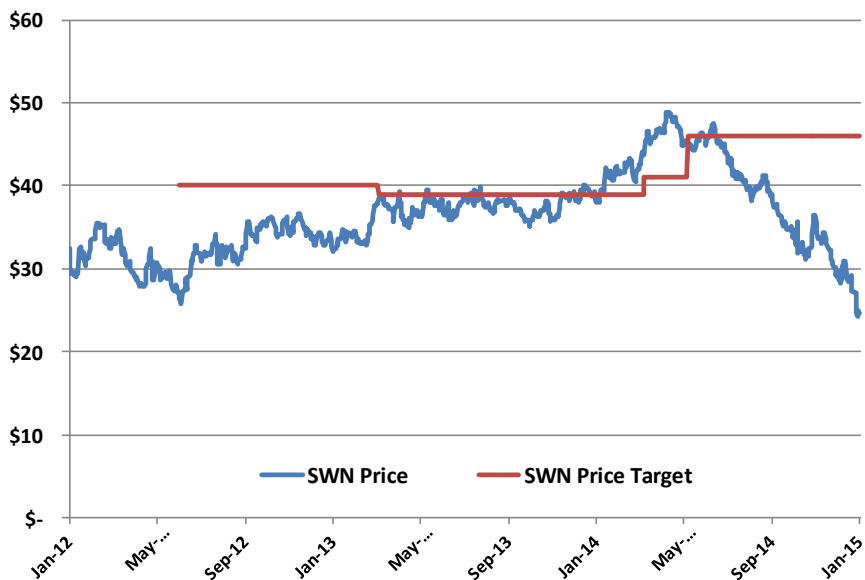
Date	Rating	Rating Change	Price Target
7/17/2013	Overweight	Initiation	58
11/14/2013	Hold	Downgrade	58
3/17/2014	Hold	Maintain	53
8/15/2014	Hold	Maintain	57
8/27/2014	Hold	Maintain	55

SD Price Target and Rating History



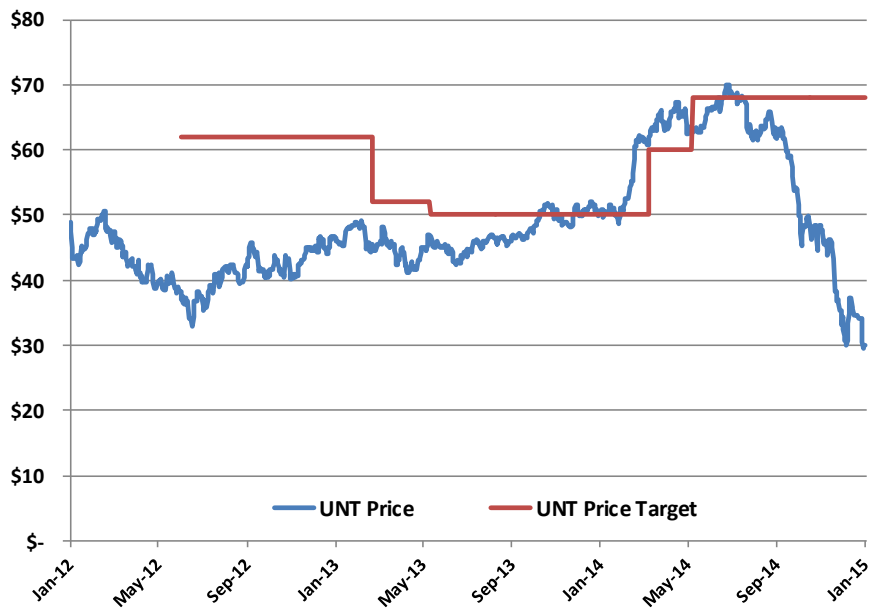
Date	Rating	Rating Change	Price Target
6/11/2012	Hold	Initiation	11
3/1/2013	Hold	Maintain	6
5/20/2013	Hold	Maintain	5
3/17/2014	Hold	Maintain	6

SWN Price Target and Rating History



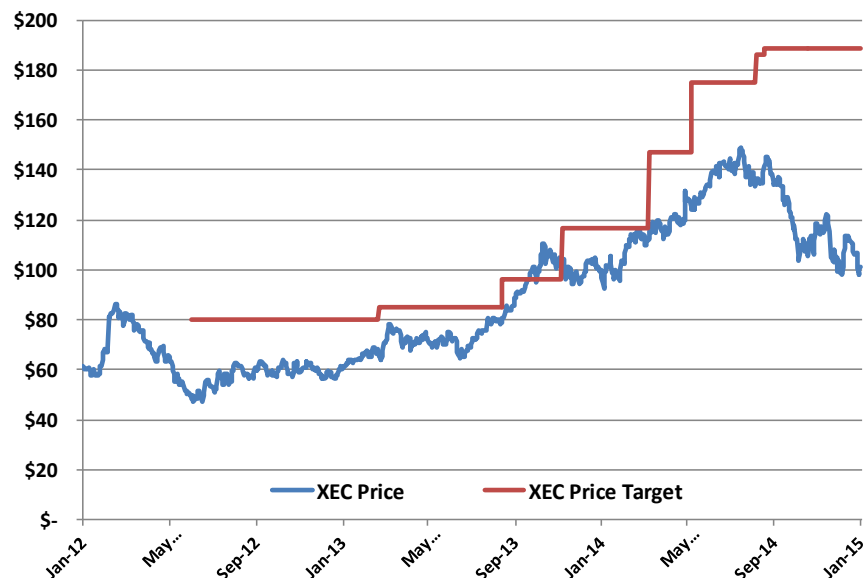
Date	Rating	Rating Change	Price Target
6/11/2012	Overweight	Initiation	40
3/14/2013	Hold	Downgrade	39
3/17/2014	Hold	Maintain	41
5/16/2014	Hold	Maintain	46

UNT Price Target and Rating History



Date	Rating	Rating Change	Price Target
6/11/2012	Buy	Initiation	62
3/1/2013	Buy	Maintain	52
5/20/2013	Hold	Downgrade	50
3/17/2014	Hold	Maintain	60
5/16/2014	Hold	Maintain	68

XEC Price Target and Rating History



Date	Rating	Rating Change	Price Target
6/11/2012	Overweight	Initiation	80
3/1/2013	Buy	Upgrade	85
8/22/2013	Buy	Maintain	96
11/14/2013	Buy	Maintain	117
3/17/2014	Buy	Maintain	147
5/16/2014	Buy	Maintain	175
8/15/2014	Buy	Maintain	186
8/27/2014	Buy	Maintain	189